



2013 QBE



### Round 3 : Queensland Raceway : June 14 - 16

### SUPERBIKE Superpole

Date: 15/06/13  
Event: Q11  
Weather: Partly cloudy - Temp: 17.7C  
Track: Dry - Temp: 24.6C

Started at: 15:25:26  
Laps: 8 Min  
Starters: 13  
Printed at: 16:07

### PROVISIONAL CLASSIFICATION

Pos	No	Gr	Name	Class	Machine	Fastest Lap	On Lap	Behind Prev	Behind Leader
1	14	A	Glenn ALLERTON (NSW) / NextGen Motorsports / Dynotech / Maxima / BMW		BMW HP4	1:08.710	SP3		
2	6	A	Robert BUGDEN (QLD) / Team Volvo Group Suzuki		Suzuki GSX-R	1:08.740	SP3	.030	.030
3	47	A	Wayne MAXWELL (VIC) / Team Suzuki		Suzuki GSX-R	1:08.783	SP3	.043	.073
4	34	A	Josh HOOK (NSW) / Team Honda Racing / Motologic / Vantage		Honda CBR RR	1:08.839	SP3	.056	.129
5	27	A	Jamie STAUFFER (NSW) / Team Honda Racing / Motologic / Vantage		Honda CBR RR	1:09.584	SP3	.745	.874
6	38	A	Linden MAGEE (QLD) / NextGen Motorsports / Dynotech / Maxima / BMW	P	BMW HP4	1:09.662	SP2	.078	.952
7	24	A	Chas HERN (VIC) / CM Racing / Pope Building Services / High Octane M-cycles	P	Suzuki GSX-R	1:09.862	SP2	.200	1.152
8	68	A	Glenn SCOTT (NSW) / Team Insure My Ride Racing / Myotrade	P	Honda CBR RR	1:10.156	SP2	.294	1.446
9	18	A	Ben HENRY (QLD) / Cube Racing / Australian Outdoor Living / Underground Designs	P	Suzuki GSX-R	1:10.463	SP2	.307	1.753
10	86	A	Beau BEATON (NSW) / Racers Edge Perform. / Suzuki Aust. / PTR / Verngraham	P	Suzuki GSX-R	1:10.618	SP1	.155	1.908
11	51	A	Sloan FROST (NZ)	P	BMW S RR	1:10.810	SP1	.192	2.100
12	26	A	Sean CONDON (NSW) / Bikebiz Ipone Swann Insurance Racing	P	Kawasaki ZX10R	1:10.830	SP1	.020	2.120
13	77	A	Adam SENIOR (WA) / City Toyota / Silkolene / Radmix / Boreclean / Fine Riders	P	Honda CBR RR	1:11.491	SP1	.661	2.781

Current qualifying record for SBK class - 1:08.183 by Glenn ALLERTON (NSW) on a BMW HP4 set on 14/06/13

The results are provisional until the end of the time limit for protests and appeals.


Chief Time Keeper - Scott Laing

Clerk of Course - Tom Williams



Computime Race Timing Systems Pty Ltd © 1996  
Licensed to Computime Race Timing Systems  
[www.computime.com.au](http://www.computime.com.au)

**COMPUTIME RACE TIMING SYSTEMS PTY LTD**  
9 Timber Lane, Glen Waverley, Vic 3150. Ph : 0418 17 13 17  
E-mail : [scott@computime.com.au](mailto:scott@computime.com.au)





2013 QBE



### Round 3 : Queensland Raceway : June 14 - 16

### SUPERBIKE Superpole

Date: 15/06/13  
Event: Q11  
Weather: Partly cloudy - Temp: 17.7C  
Track: Dry - Temp: 24.6C

Started at: 15:25:26  
Laps: 8 Min  
Starters: 13  
Printed at: 16:07

### PROVISIONAL LAP TIMES

No	Name	Lap 1	Lap 2	Lap 3	Lap 4	Lap 5	Lap 6	Lap 7	Lap 8	Lap 9	Lap 10
6	Robert BUGDEN (QLD)	1:26.574	1:10.393	1:10.463	1:09.572	11:34.329	1:23.107	1:09.157	1:09.086	11:14.276	1:19.924
	10	1:08.859	1:08.761	<b>1:08.740</b>	1:08.781	1:23.413					
14	Glenn ALLERTON (NSW)	1:21.356	1:09.318	1:08.961	13:57.638	1:21.220	1:08.643	1:08.762	10:12.700	1:19.035	1:08.856
	10	<b>1:08.710</b>	1:08.750	1:24.846	1:08.820	1:16.142					
18	Ben HENRY (QLD)	1:27.576	1:11.382	1:11.158	1:11.128	1:10.850	1:10.660	1:10.615	1:10.825	1:11.071	6:10.842
	10	1:24.213	1:10.917	<b>1:10.463</b>	1:11.084	1:11.773					
24	Chas HERN (VIC)	1:28.507	1:12.495	1:11.368	1:10.365	1:10.205	1:10.229	8:35.755	1:22.457	<b>1:09.862</b>	
26	Sean CONDON (NSW)	1:26.305	4:28.365	1:26.696	1:11.569	<b>1:10.830</b>	1:11.021				
27	Jamie STAUFFER (NSW)	1:25.840	1:11.309	1:09.705	1:10.306	1:09.604	10:50.627	1:23.955	1:09.767	1:09.425	1:09.659
	10	1:09.477	1:09.520	7:27.042	1:25.449	1:11.207	1:12.959	1:10.186	1:09.644	<b>1:09.584</b>	1:10.050
34	Josh HOOK (NSW)	1:25.940	1:10.928	1:10.217	1:09.930	1:09.500	10:32.652	1:23.245	1:09.837	1:09.290	11:13.922
	10	1:22.158	1:09.478	<b>1:08.839</b>	1:09.222	1:11.581	1:11.769	1:09.058			
38	Linden MAGEE (QLD)	1:23.391	1:11.274	1:10.725	1:31.638	1:10.964	1:10.562	1:10.376	1:10.556	7:21.711	1:21.973
	10	1:09.931	<b>1:09.662</b>	1:09.684	1:10.003	1:10.022					
47	Wayne MAXWELL (VIC)	1:25.420	1:10.628	1:09.748	1:09.966	1:10.304	1:09.686	9:23.231	1:25.313	1:10.710	1:09.276
	10	1:09.338	1:08.881	8:57.187	1:23.454	1:09.727	1:09.131	1:09.562	<b>1:08.783</b>	1:09.082	1:08.988
51	Sloan FROST (NZ)	1:25.430	1:11.750	1:11.193	1:11.106	<b>1:10.810</b>	1:10.938	1:10.989	1:29.222		
68	Glenn SCOTT (NSW)	1:26.117	1:11.578	1:11.137	1:11.249	1:11.280	1:11.139	1:10.393	1:10.497	1:11.288	5:43.573
	10	1:23.089	1:10.960	1:10.261	<b>1:10.156</b>	1:10.170	1:10.492	1:10.452			
77	Adam SENIOR (WA)	1:24.505	1:11.745	1:11.627	1:11.667	<b>1:11.491</b>	1:18.425	1:11.920	1:11.679	1:12.242	
86	Beau BEATON (NSW)	1:23.605	1:11.011	<b>1:10.618</b>	1:10.961	1:11.199	2:32.048	1:23.280			


The results are provisional until the end of the time limit for protests and appeals.

*Scott Laing*  
Chief Time Keeper - Scott Laing

*Tom Williams*  
Clerk of Course - Tom Williams



Computime Race Timing Systems Pty Ltd © 1996  
Licensed to Computime Race Timing Systems  
**www.computime.com.au**  
**COMPUTIME RACE TIMING SYSTEMS PTY LTD**  
9 Timber Lane, Glen Waverley, Vic 3150. Ph : 0418 17 13 17  
E-mail : scott@computime.com.au



## Round 3 : Queensland Raceway : June 14 - 16

### SUPERBIKE Superpole

Date: 15/06/13  
Event: Q11  
Weather: Partly cloudy - Temp: 17.7C  
Track: Dry - Temp: 24.6C


Started at: 15:25:26  
Laps: 8 Min  
Starters: 13  
Printed at: 16:07

### PROVISIONAL SPLIT TIMES

Lap	Split 1	Split 2	Split 3	Lap Time	Lap	Split 1	Split 2	Split 3	Lap Time
<b>6 Robert BUGDEN (QLD) (2nd)</b>					<b>34 Josh HOOK (NSW) (4th)</b>				
1	37.268	32.910	16.396	1:26.574	1	35.121	34.310	16.509	1:25.940
2	23.311	31.113	15.969	1:10.393	2	23.782	31.133	16.013	1:10.928
3	23.194	31.085	16.184	1:10.463	3	23.398	30.684	16.135	1:10.217
4	23.041	30.595	15.936	1:09.572	4	23.428	30.710	15.792	1:09.930
5	26.452	35.956	10:31.921	11:34.329	5	23.206	30.454	15.840	1:09.500
6	35.294	31.761	16.052	1:23.107	6	23.791	47.077	9:21.784	10:32.652
7	22.954	30.376	15.827	1:09.157	7	35.224	31.966	16.055	1:23.245
8	22.874	30.416	15.796	1:09.086	8	23.414	30.620	15.803	1:09.837
9	25.568	38.757	10:09.951	11:14.276	9	23.059	30.420	15.811	1:09.290
10	33.139	30.922	15.863	1:19.924	10	23.101	35.261	10:15.560	11:13.922
11	22.933	30.110	15.816	1:08.859	11	34.643	31.554	15.961	1:22.158
12	22.887	30.176	<b>15.698</b>	1:08.761	12	23.154	30.540	15.784	1:09.478
13	<b>22.780</b>	30.152	15.808	<b>1:08.740</b>	13	23.039	<b>30.150</b>	<b>15.650</b>	<b>1:08.839</b>
14	22.876	<b>30.103</b>	15.802	1:08.781	14	<b>22.957</b>	30.517	15.748	1:09.222
15	25.293	40.740	17.380	1:23.413	15	23.084	32.327	16.170	1:11.581
					16	23.194	32.874	15.701	1:11.769
					17	22.982	30.342	15.734	1:09.058
<b>14 Glenn ALLERTON (NSW) (1st)</b>					<b>38 Linden MAGEE (QLD) (6th)</b>				
1	34.421	30.960	15.975	1:21.356	1	34.850	32.077	16.464	1:23.391
2	23.158	30.478	15.682	1:09.318	2	23.837	31.254	16.183	1:11.274
3	22.922	30.356	15.683	1:08.961	3	23.298	31.392	16.035	1:10.725
4	24.764	33.403	12:59.471	13:57.638	4	23.440	51.398	16.800	1:31.638
5	34.397	31.086	15.737	1:21.220	5	23.674	31.111	16.179	1:10.964
6	<b>22.723</b>	<b>30.182</b>	15.738	1:08.643	6	23.524	30.859	16.179	1:10.562
7	22.843	30.333	<b>15.586</b>	1:08.762	7	23.373	30.893	16.110	1:10.376
8	24.973	37.996	9:09.731	10:12.700	8	23.451	31.031	16.074	1:10.556
9	32.532	30.820	15.683	1:19.035	9				7:21.711
10	22.771	30.218	15.867	1:08.856	10	34.510	31.439	16.024	1:21.973
11	22.834	30.201	15.675	<b>1:08.710</b>	11	23.229	30.687	16.015	1:09.931
12	22.806	30.217	15.727	1:08.750	12	23.196	<b>30.497</b>	15.969	<b>1:09.662</b>
13	29.878	37.893	17.075	1:24.846	13	<b>23.163</b>	30.596	<b>15.925</b>	1:09.684
14	22.854	30.233	15.733	1:08.820	14	23.180	30.738	16.085	1:10.003
15	24.979	33.608	17.555	1:16.142	15	23.427	30.579	16.016	1:10.022
<b>18 Ben HENRY (QLD) (9th)</b>									
1	36.949	33.817	16.810	1:27.576					

Chief Time Keeper - Scott Laing

Clerk of Course - Tom Williams





2013 QBE



### Round 3 : Queensland Raceway : June 14 - 16

### SUPERBIKE Superpole

Date: 15/06/13  
Event: Q11  
Weather: Partly cloudy - Temp: 17.7C  
Track: Dry - Temp: 24.6C

Started at: 15:25:26  
Laps: 8 Min  
Starters: 13  
Printed at: 16:07

### PROVISIONAL SPLIT TIMES

Lap	Split 1	Split 2	Split 3	Lap Time	Lap	Split 1	Split 2	Split 3	Lap Time
2	23.667	31.456	16.259	1:11.382	<b>47 Wayne MAXWELL (VIC) (3rd)</b>				
3	<b>23.358</b>	31.503	16.297	1:11.158	1	35.744	33.302	16.374	1:25.420
4	23.415	31.475	16.238	1:11.128	2	23.584	31.092	15.952	1:10.628
5	23.401	31.123	16.326	1:10.850	3	23.172	30.623	15.953	1:09.748
6	23.572	30.778	16.310	1:10.660	4	23.287	30.766	15.913	1:09.966
7	23.455	30.811	16.349	1:10.615	5	23.250	30.894	16.160	1:10.304
8	23.454	30.959	16.412	1:10.825	6	23.288	30.499	15.899	1:09.686
9	23.649	31.038	16.384	1:11.071	7	23.555	31.984	8:27.692	9:23.231
10				6:10.842	8	35.511	33.240	16.562	1:25.313
11	35.467	32.282	16.464	1:24.213	9	23.578	31.250	15.882	1:10.710
12	23.638	31.056	<b>16.223</b>	1:10.917	10	23.179	30.315	15.782	1:09.276
13	23.424	<b>30.757</b>	16.282	<b>1:10.463</b>	11	23.137	30.280	15.921	1:09.338
14	23.778	30.967	16.339	1:11.084	12	23.048	<b>30.098</b>	15.735	1:08.881
15	23.549	30.957	17.267	1:11.773	13	24.721	33.873	7:58.593	8:57.187
<b>24 Chas HERN (VIC) (7th)</b>					14	35.053	32.287	16.114	1:23.454
1	36.890	34.507	17.110	1:28.507	15	23.211	30.683	15.833	1:09.727
2	24.158	31.818	16.519	1:12.495	16	23.040	30.349	15.742	1:09.131
3	23.854	31.373	16.141	1:11.368	17	23.154	30.522	15.886	1:09.562
4	23.449	30.910	16.006	1:10.365	18	<b>22.938</b>	30.142	<b>15.703</b>	<b>1:08.783</b>
5	23.411	30.778	16.016	1:10.205	19	22.980	30.288	15.814	1:09.082
6	23.376	30.832	16.021	1:10.229	20	23.027	30.248	15.713	1:08.988
7	26.075	36.873	7:32.807	8:35.755	<b>51 Sloan FROST (NZ) (11th)</b>				
8	34.390	31.926	16.141	1:22.457	1	35.721	33.015	16.694	1:25.430
9	<b>23.306</b>	<b>30.627</b>	<b>15.929</b>	<b>1:09.862</b>	2	23.791	31.570	16.389	1:11.750
<b>26 Sean CONDON (NSW) (12th)</b>					3	23.552	31.388	16.253	1:11.193
1	35.337	33.925	17.043	1:26.305	4	23.608	31.367	16.131	1:11.106
2	25.109	33.726	3:29.530	4:28.365	5	<b>23.531</b>	<b>31.024</b>	16.255	<b>1:10.810</b>
3	37.473	32.694	16.529	1:26.696	6	23.613	31.210	<b>16.115</b>	1:10.938
4	23.955	31.318	16.296	1:11.569	7	23.645	31.140	16.204	1:10.989
5	<b>23.466</b>	31.220	<b>16.144</b>	<b>1:10.830</b>	8	27.899	43.761	17.562	1:29.222
6	23.676	<b>31.173</b>	16.172	1:11.021	<b>68 Glenn SCOTT (NSW) (8th)</b>				
<b>27 Jamie STAUFFER (NSW) (5th)</b>					1	36.048	33.357	16.712	1:26.117
1	36.092	32.931	16.817	1:25.840	2	23.752	31.679	16.147	1:11.578
					3	23.468	31.490	16.179	1:11.137

Chief Time Keeper - Scott Laing

Clerk of Course - Tom Williams




Computime Race Timing Systems Pty Ltd © 1996  
Licensed to Computime Race Timing Systems

[www.computime.com.au](http://www.computime.com.au)

COMPUTIME RACE TIMING SYSTEMS PTY LTD

9 Timber Lane, Glen Waverley, Vic 3150. Ph : 0418 17 13 17

E-mail : [scott@computime.com.au](mailto:scott@computime.com.au)







2013  QBE



**Round 3 : Queensland Raceway : June 14 - 16**

**SUPERBIKE  
Superpole**

Date: 15/06/13  
Event: Q11  
Weather: Partly cloudy - Temp: 17.7C  
Track: Dry - Temp: 24.6C

Started at: 15:25:26  
Laps: 8 Min  
Starters: 13  
Printed at: 16:07

**PROVISIONAL FASTEST LAPS SEQUENCE**

Race Time	No	Name	Machine	Fastest Lap	On Lap
1:24.881	14	Glenn ALLERTON (NSW)	BMW HP4	1:21.356	1
2:34.199	14	Glenn ALLERTON (NSW)	BMW HP4	1:09.318	2
3:43.160	14	Glenn ALLERTON (NSW)	BMW HP4	1:08.961	3
20:10.661	14	Glenn ALLERTON (NSW)	BMW HP4	1:08.643	6

The results are provisional until the end of the time limit for protests and appeals.

Chief Time Keeper - Scott Laing

Clerk of Course - Tom Williams




Computime Race Timing Systems Pty Ltd © 1996  
Licensed to Computime Race Timing Systems

[www.computime.com.au](http://www.computime.com.au)

**COMPUTIME RACE TIMING SYSTEMS PTY LTD**

9 Timber Lane, Glen Waverley, Vic 3150. Ph : 0418 17 13 17

E-mail : [scott@computime.com.au](mailto:scott@computime.com.au)





2013 QBE



Round 3 : Queensland Raceway : June 14 - 16

SUPERBIKE Superpole

Date: 15/06/13
Event: Q11
Weather: Partly cloudy - Temp: 17.7C
Track: Dry - Temp: 24.6C

Started at: 15:25:26
Laps: 8 Min
Starters: 13
Printed at: 16:07

PROVISIONAL BEST PARTIAL TIMES

Table with columns: Pos, Name, Split 1 Time, Name, Split 2 Time, Name, Split 3 Time, Name, LAP Ideal, Fastest. Lists 13 riders and their performance across three splits.

The results are provisional until the end of the time limit for protests and appeals.

Handwritten signature of Scott Laing

Chief Time Keeper - Scott Laing

Handwritten signature of Tom Williams

Clerk of Course - Tom Williams



Computime Race Timing Systems Pty Ltd © 1996
Licensed to Computime Race Timing Systems

www.computime.com.au

COMPUTIME RACE TIMING SYSTEMS PTY LTD

9 Timber Lane, Glen Waverley, Vic 3150. Ph : 0418 17 13 17

E-mail : scott@computime.com.au

